

SANGAM II SPORTS MANAGEMENT SYSTEM

User Guide



How to Sign Up as a Player

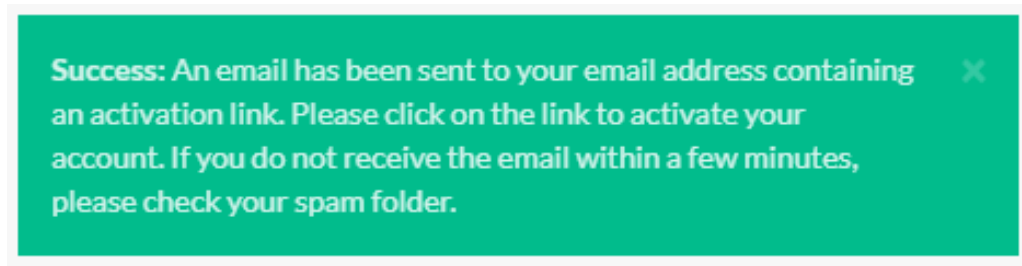
Step 1 : Go to the Login Page and click on the “**Register New User**” button.

A screenshot of the login page for SANGAM IDRETTSLAG. The page features the organization's logo and name at the top. Below the logo, there are two input fields: one for 'E-mail' and one for 'Password'. To the right of the password field is a link that says 'Forgot password?'. Below these fields is a large green button labeled 'Login'. At the bottom right of the page, there is a smaller orange button labeled 'Register New User', which is highlighted with a red rectangular border. At the very bottom, there is a small copyright notice: '© Copyrights and Powered By Norway Tamil Sangam'.

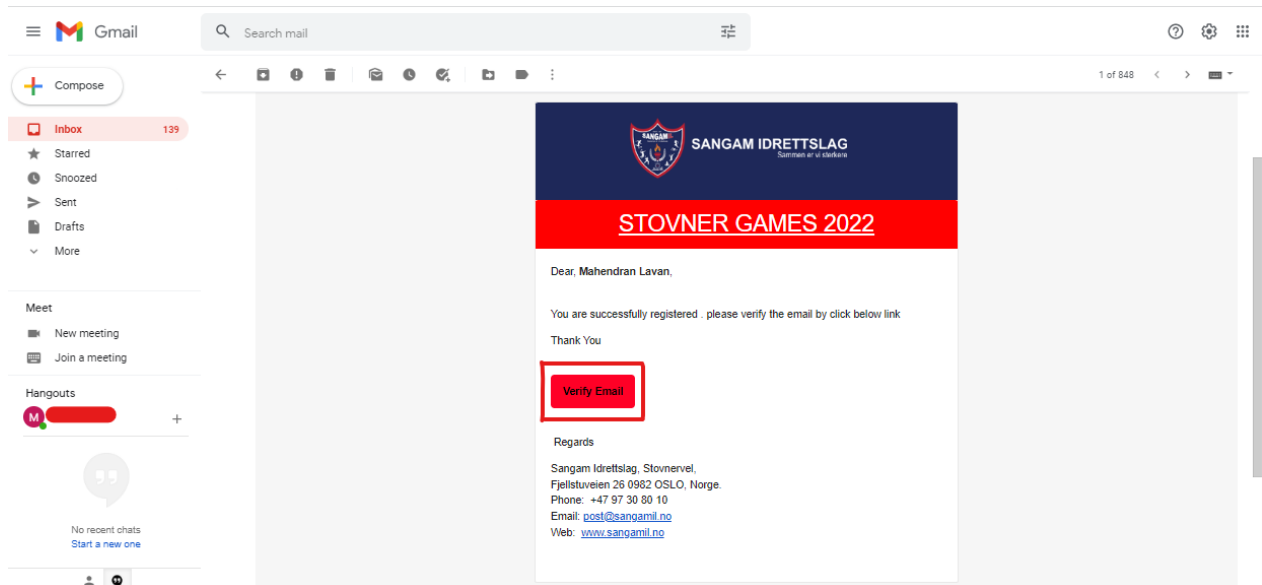
Step 2 : Fill out the details in the given form and accept our user agreement and then click the “**Register**” button.

A screenshot of the registration page. At the top, there is a checkbox that is currently unchecked, followed by the text 'By signing up, you agree to our Terms, Data Policy and Cookies Policy.' Below this is a large green button labeled 'Register', which is highlighted with a red rectangular border. At the bottom left, there is a smaller orange button labeled 'Back'.


Step 3 : You will see message as below and receive a Confirmation Email to the Email you have provided



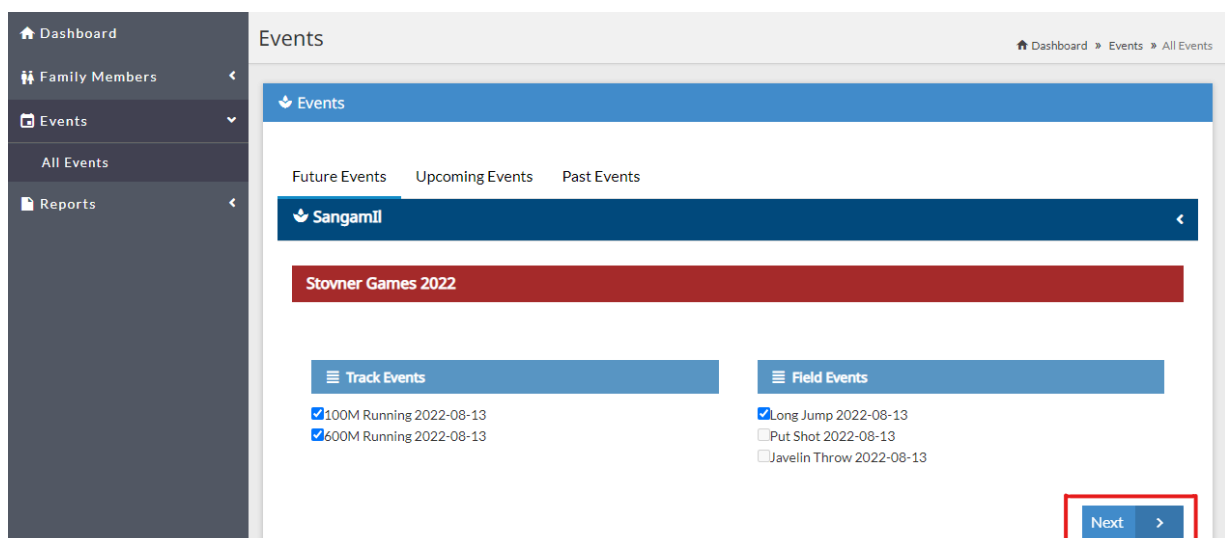
Step 4 : Click the “Verify” button to activate your account, You will be redirected to the Login Page



You will see a message as below in the Login Page



Step 5 : Once you are logged in, under the “Events” tab, you can select any 3 events either “Track Events” or “Field Events” or both (Only 3 events can be selected in total), then click the next button.



Step 6 : Under the “Upcoming Events” tab you are able to see your registered events which are queued for payment processing. (If registered through a club, club admin pays the fee)

MEMBER	ORGANIZATION	LEAGUE	EVENTS	VENUE	PAYMENT STATUS	ACTIONS
	Sangamll	Stovner Games 2022	Long Jump - 2022-08-13 100M Running - 2022-08-13 600M Running - 2022-08-13	STOVNERBANEN	Pending	Edit Delete

Step 7 : To add a Family Member click on “Family Members” -> “Add New” tab.

First Name *

Last Name *

DOB *

mm/dd/yyyy

Gender *

Male Female

Som medlem i Sangam idrettslag får du? *

Yes No

[Add](#)

Step 8 : Once you fill out the details, Click the “Add” button

First Name *

Last Name *

DOB *

12/22/2000

Gender *

Male Female

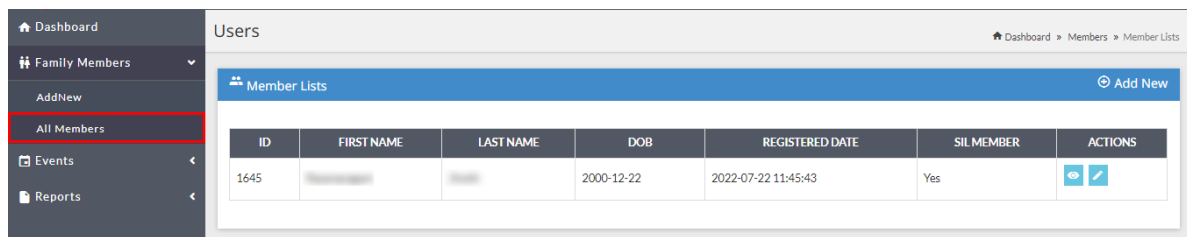
Som medlem i Sangam idrettslag får du? *

Yes No

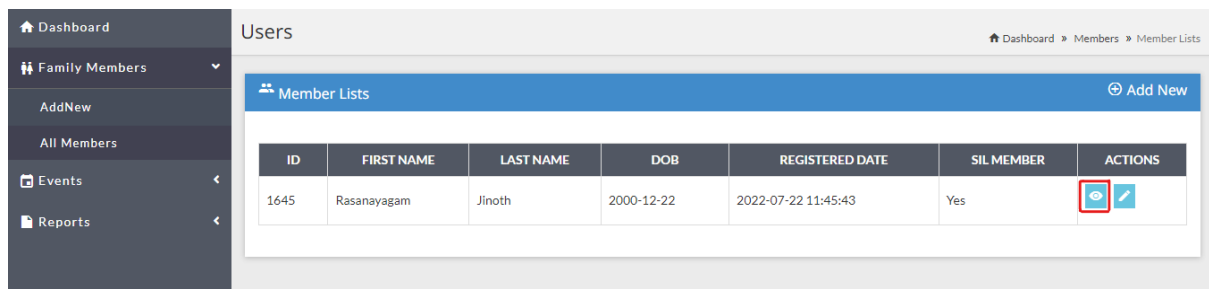
Gratis innmelding til frilidrettsstevne /Stovner Games 2022.
Gratis yoga trening ut året.
Ingen treningsavgift for Barn og ungdom fra 6-20 år som er nybegynnere ut året.
Motivasjon støtte fra klubben (200kr) til Badminton turneringer.
Liten treningsavgift sammenlignes med andre klubber.
Tilbyr trening for alle alder.
Det er ingen forpliktelse til å delta i konkurransen.

[Add](#)

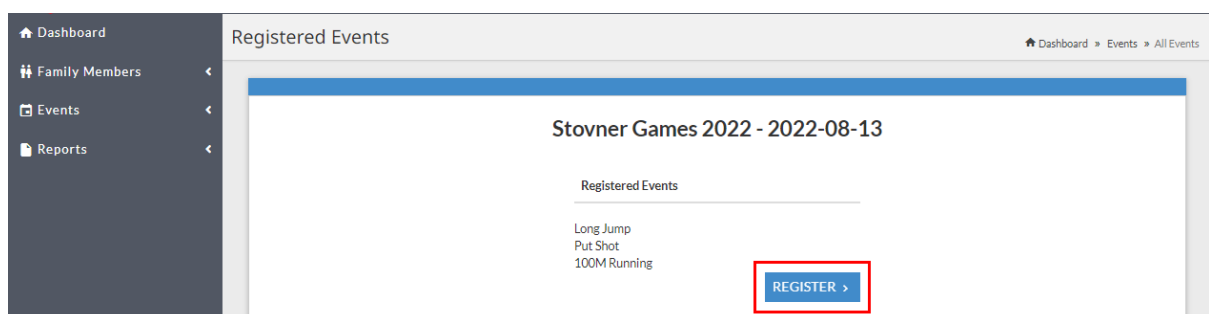
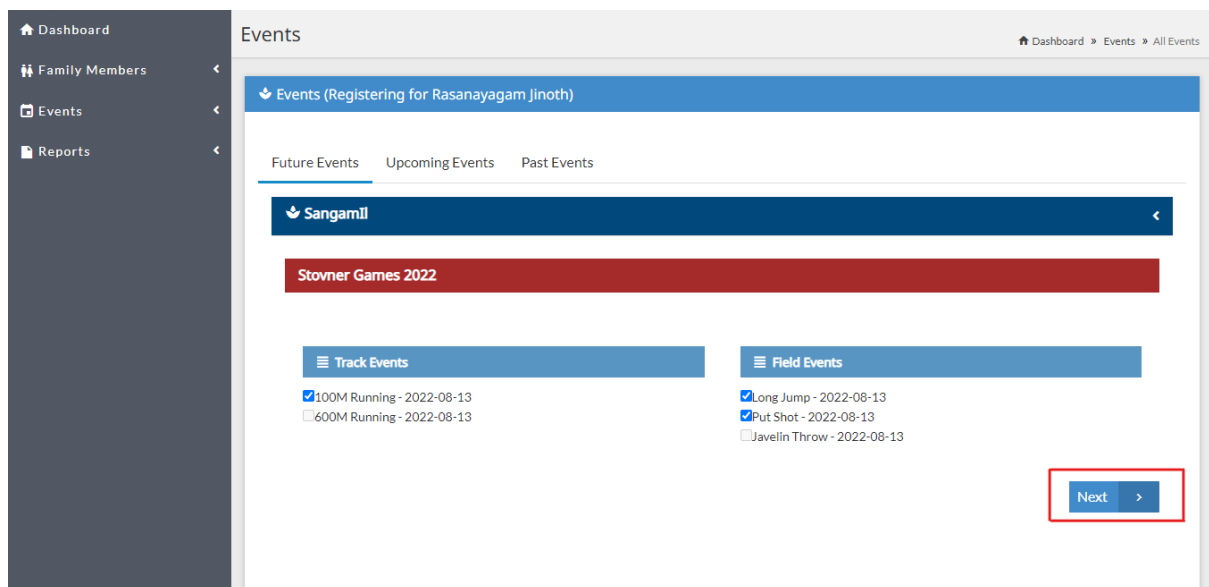
You can see your newly added Family Member in the “**All Members**” tab.



Step 9 : Register Events for Family Member by clicking the below highlighted icon



Step 10 : You can select any 3 events in either “Track Events” or “Field Events” or both (Only 3 events can be selected in total), then click the next button.



You can view all the register events under **Events** -> **All Events** tab

The screenshot shows the 'All Events' tab selected in the left sidebar. The main content area displays a table with the following data:

MEMBER	ORGANIZATION	LEAGUE	EVENTS	VENUE	PAYMENT STATUS	ACTIONS
Mahendran Lavan	Sangamll	Stovner Games 2022	Long Jump - 2022-08-13 100M Running - 2022-08-13 600M Running - 2022-08-13	STOVNERBANEN	Pending	Edit Delete
Rasanayagam Jinoth	Sangamll	Stovner Games 2022	Long Jump - 2022-08-13 Put Shot - 2022-08-13 100M Running - 2022-08-13	STOVNERBANEN	Pending	
Rasanayagam Jinoth	Sangamll	Stovner Games 2022	Long Jump - 2022-08-13 Put Shot - 2022-08-13 100M Running - 2022-08-13	STOVNERBANEN	Pending	

Step 11 : You can also edit your Personal Events as well as Family Members' Events, you can edit the Event of the Player by clicking "**Edit**" button

This screenshot is similar to the previous one, but the 'Edit' button in the 'ACTIONS' column of the first row is highlighted with a red box.

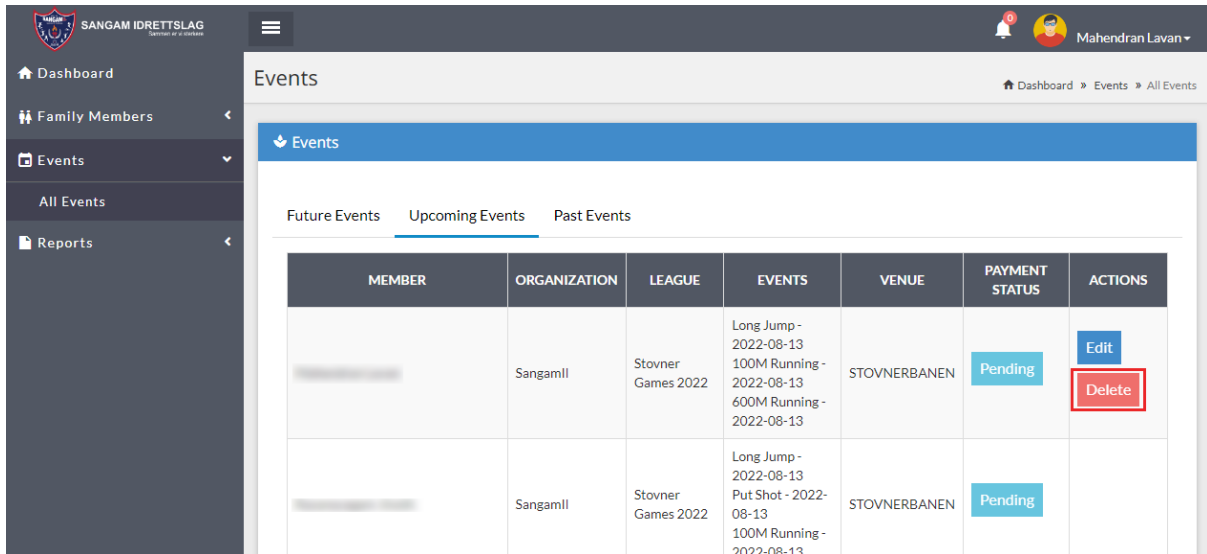
Then select the appropriate Events and click "**Update**"

The screenshot shows the 'Update' screen for 'Sangamll's Events'. It features two columns of event selection options:

- Track Events**:
 - 100M Running - 2022-08-13
 - 600M Running - 2022-08-13
- Field Events**:
 - Long Jump - 2022-08-13
 - Put Shot - 2022-08-13
 - Javelin Throw - 2022-08-13

An 'Update' button with a right-pointing arrow is highlighted with a red box at the bottom center.

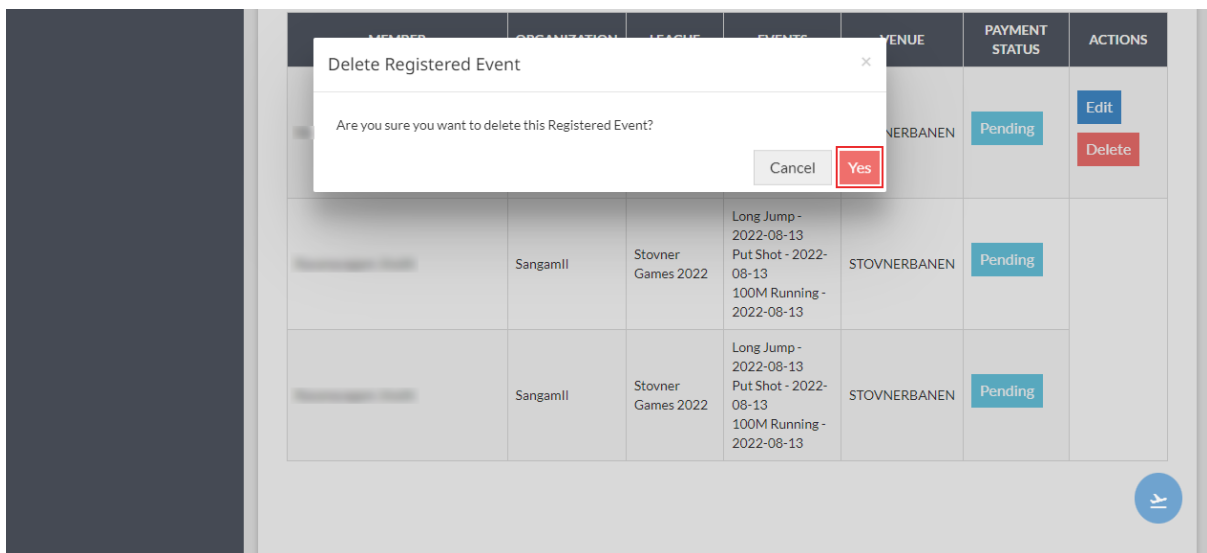
Step 12 : You can delete your Event by clicking on the **“Delete”** button



The screenshot shows the 'Events' page in the Sangam Idrettslag system. The left sidebar contains navigation options: Dashboard, Family Members, Events (selected), All Events, and Reports. The main content area is titled 'Events' and has a breadcrumb trail: Dashboard » Events » All Events. Below the title, there are tabs for 'Future Events', 'Upcoming Events' (active), and 'Past Events'. A table displays event details with columns: MEMBER, ORGANIZATION, LEAGUE, EVENTS, VENUE, PAYMENT STATUS, and ACTIONS. The first row shows an event for Sangamll, Stovner Games 2022, with payment status 'Pending'. The 'Delete' button in the ACTIONS column is highlighted with a red box.

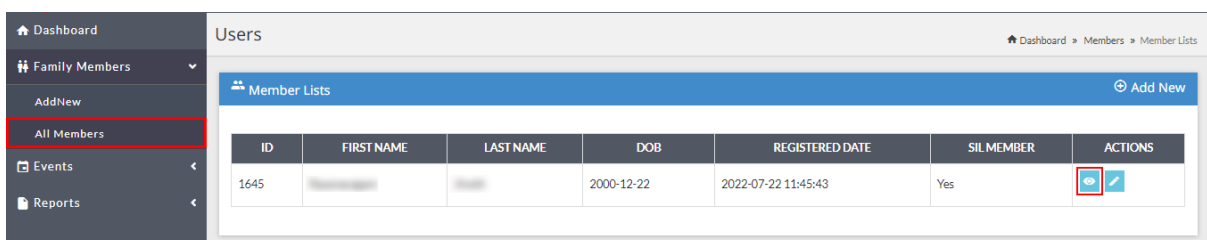
MEMBER	ORGANIZATION	LEAGUE	EVENTS	VENUE	PAYMENT STATUS	ACTIONS
[Redacted]	Sangamll	Stovner Games 2022	Long Jump - 2022-08-13 100M Running - 2022-08-13 600M Running - 2022-08-13	STOVNERBANEN	Pending	Edit Delete
[Redacted]	Sangamll	Stovner Games 2022	Long Jump - 2022-08-13 Put Shot - 2022-08-13 100M Running - 2022-08-13	STOVNERBANEN	Pending	

Then click **“Yes”** in the Confirmation box.



The screenshot shows the same 'Events' page as above, but with a confirmation dialog box open. The dialog box is titled 'Delete Registered Event' and contains the text 'Are you sure you want to delete this Registered Event?'. It has two buttons: 'Cancel' and 'Yes'. The 'Yes' button is highlighted with a red box.

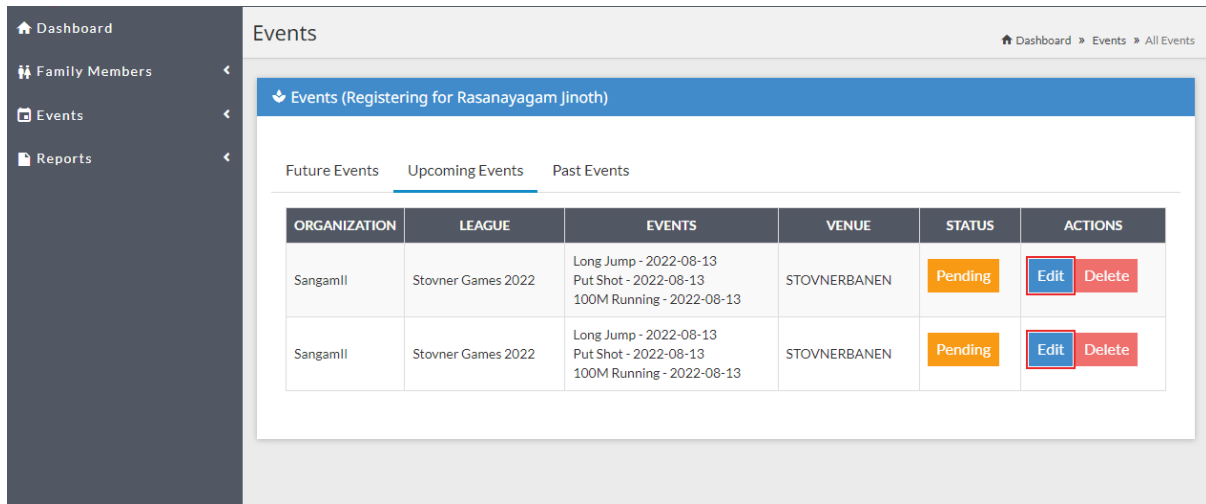
Step 12 : You can **View** and **Edit** the event of the Family Member by following the path as shown below



The screenshot shows the 'Users' page in the Sangam Idrettslag system. The left sidebar contains navigation options: Dashboard, Family Members (selected), AddNew, All Members (highlighted with a red box), Events, and Reports. The main content area is titled 'Users' and has a breadcrumb trail: Dashboard » Members » Member Lists. Below the title, there is a 'Member Lists' section with an 'Add New' button. A table displays member details with columns: ID, FIRST NAME, LAST NAME, DOB, REGISTERED DATE, SIL MEMBER, and ACTIONS. The first row shows a member with ID 1645, DOB 2000-12-22, and REGISTERED DATE 2022-07-22 11:45:43. The 'View' and 'Edit' buttons in the ACTIONS column are highlighted with a red box.

ID	FIRST NAME	LAST NAME	DOB	REGISTERED DATE	SIL MEMBER	ACTIONS
1645	[Redacted]	[Redacted]	2000-12-22	2022-07-22 11:45:43	Yes	View Edit

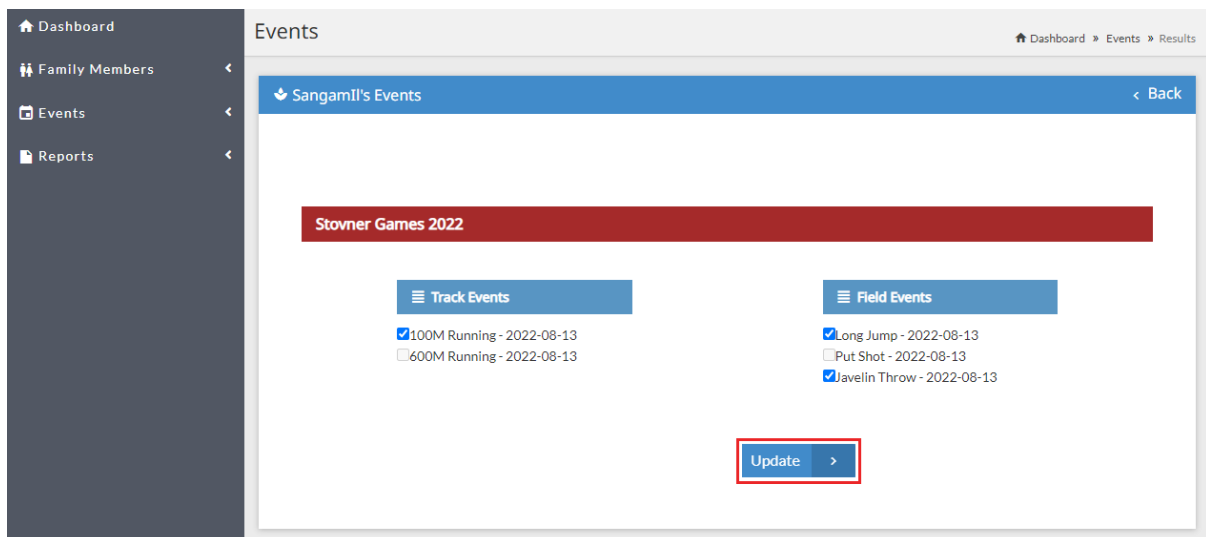
Click the **“Edit”** button to edit the events



The screenshot shows the 'Events' page with a sidebar on the left containing 'Dashboard', 'Family Members', 'Events', and 'Reports'. The main content area is titled 'Events (Registering for Rasanayagam Jinoth)' and has tabs for 'Future Events', 'Upcoming Events', and 'Past Events'. A table lists events with columns for Organization, League, Events, Venue, Status, and Actions. The 'Edit' button in the Actions column is highlighted with a red box.

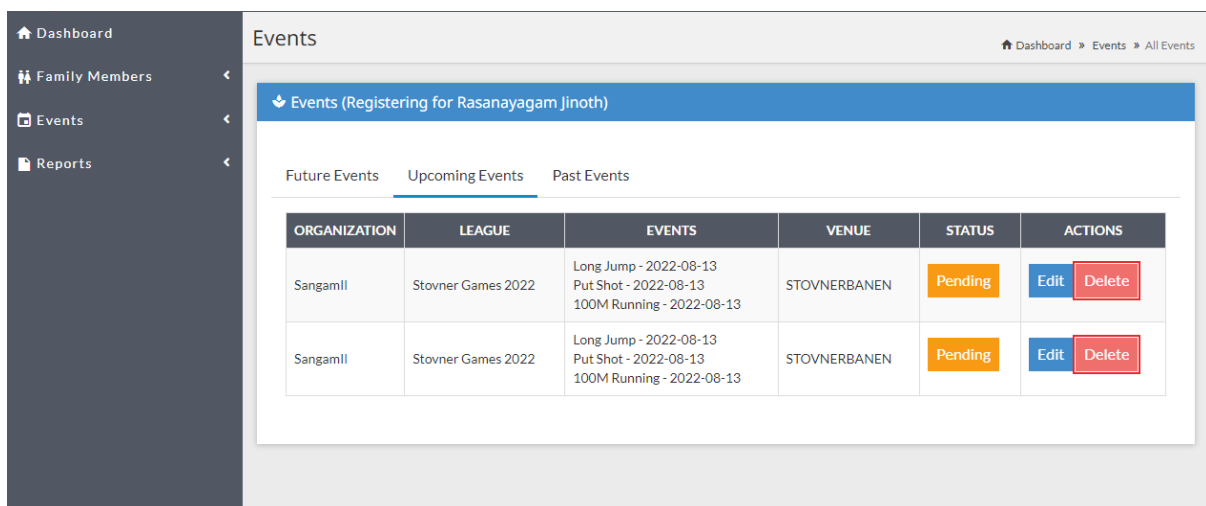
ORGANIZATION	LEAGUE	EVENTS	VENUE	STATUS	ACTIONS
Sangamll	Stovner Games 2022	Long Jump - 2022-08-13 Put Shot - 2022-08-13 100M Running - 2022-08-13	STOVNERBANEN	Pending	Edit Delete
Sangamll	Stovner Games 2022	Long Jump - 2022-08-13 Put Shot - 2022-08-13 100M Running - 2022-08-13	STOVNERBANEN	Pending	Edit Delete

Then select the appropriate Events and click **“Update”**



The screenshot shows the 'Sangamll's Events' page with a sidebar on the left. The main content area is titled 'Sangamll's Events' and has a 'Back' button. A red bar indicates 'Stovner Games 2022'. There are two sections: 'Track Events' and 'Field Events'. The 'Track Events' section has checkboxes for '100M Running - 2022-08-13' (checked) and '600M Running - 2022-08-13'. The 'Field Events' section has checkboxes for 'Long Jump - 2022-08-13', 'Put Shot - 2022-08-13', and 'Javelin Throw - 2022-08-13' (checked). An 'Update' button is highlighted with a red box.

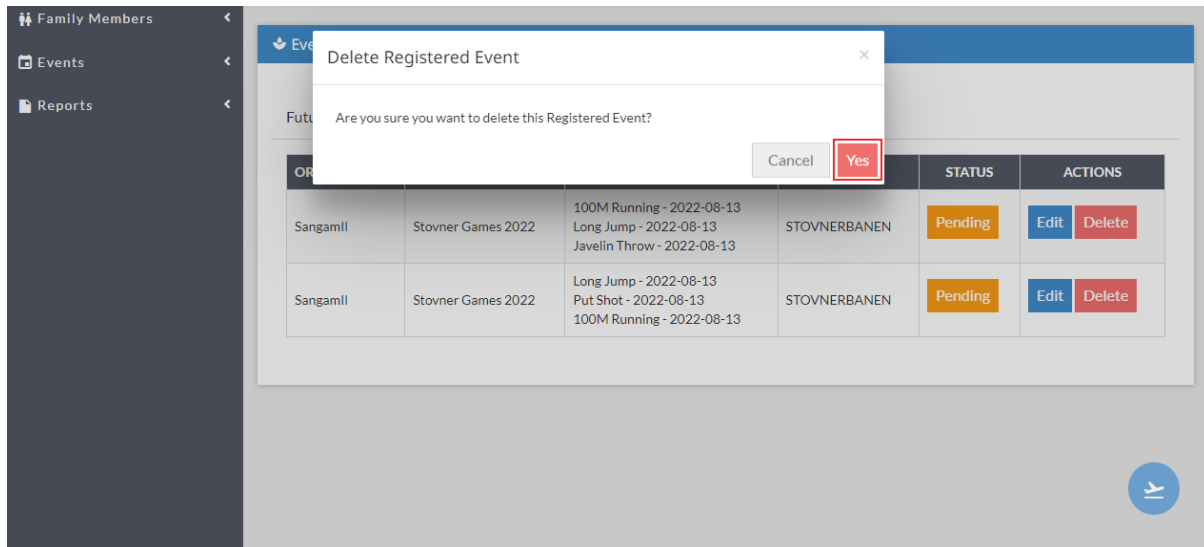
You can also Delete the events by clicking on **“Delete”** Button



The screenshot shows the 'Events' page with a sidebar on the left. The main content area is titled 'Events (Registering for Rasanayagam Jinoth)' and has tabs for 'Future Events', 'Upcoming Events', and 'Past Events'. A table lists events with columns for Organization, League, Events, Venue, Status, and Actions. The 'Delete' buttons in the Actions column are highlighted with red boxes.

ORGANIZATION	LEAGUE	EVENTS	VENUE	STATUS	ACTIONS
Sangamll	Stovner Games 2022	Long Jump - 2022-08-13 Put Shot - 2022-08-13 100M Running - 2022-08-13	STOVNERBANEN	Pending	Edit Delete
Sangamll	Stovner Games 2022	Long Jump - 2022-08-13 Put Shot - 2022-08-13 100M Running - 2022-08-13	STOVNERBANEN	Pending	Edit Delete

Then click **Yes** in the Confirmation box.



The screenshot shows a web application interface with a dark sidebar on the left containing 'Family Members', 'Events', and 'Reports'. The main content area displays a table of events. A modal dialog box titled 'Delete Registered Event' is open, asking 'Are you sure you want to delete this Registered Event?' with 'Cancel' and 'Yes' buttons. The 'Yes' button is highlighted with a red box. The table below has columns for 'OR', 'STATUS', and 'ACTIONS'.

OR	STATUS	ACTIONS
SangamII	Pending	Edit Delete
SangamII	Pending	Edit Delete